

GRCC Veteran Success Center Outcomes

Outcome 1: Veteran Student Enrollment

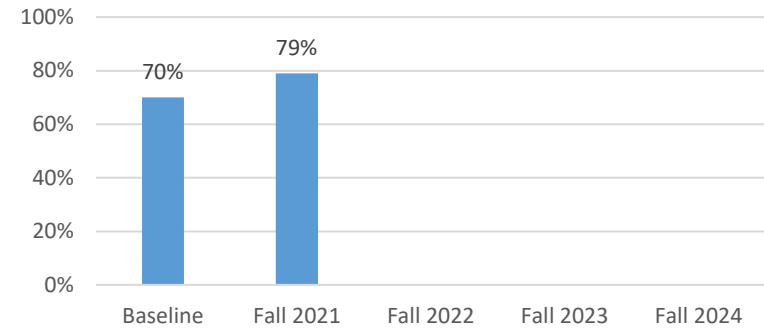


Enrollment includes unduplicated fall-winter-summer enrollment of veteran students in **credit and non-credit** courses/programs. Projections include 5% increase after year 1, 8% after year 2, and 10% after year 3.

Next update: Summer 2023 for 2022-2023 enrollment

Source: GRCC Student Information System

Outcome 2a: Persistence to Next Term




Percentage of veteran students (part- and full-time) enrolled for the first time in **credit** courses at GRCC in fall, who enrolled in the next (winter) term. Baseline includes average of fall 2018, fall 2019, and 2020 cohorts.

Next update: January 2023 for fall 2022 cohort

Source: GRCC Student Information System

Outcome 2b: One-Year Success Rates

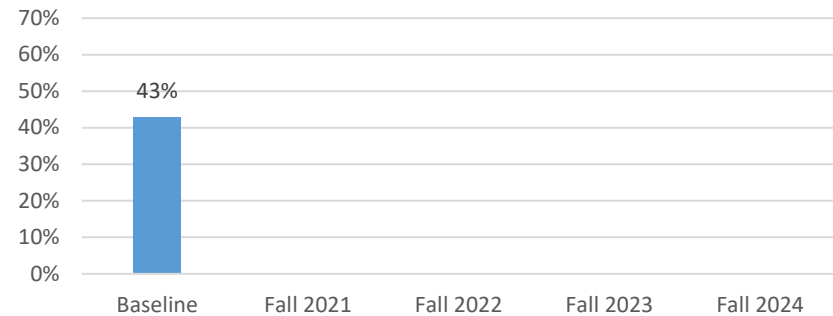


Percentage of veteran students (part- and full-time) enrolled for the first time in **credit** courses/programs at GRCC who were **still enrolled, graduated, and/or transferred out** by the end of the next fall. Baseline includes average of fall 2018, fall 2019, and 2020 cohorts.

Next update: January 2023 for fall 2021 cohort

Sources: GRCC Student Information System; National Student Clearinghouse

Outcome 3: % Graduate or Transfer within Three Years



Percentage of veteran students (part- and full-time) enrolled for the first time in **credit and non-credit** courses/programs at GRCC in fall, who **graduated from GRCC and/or transferred out** within 150% of expected time. This measure does not include students still enrolled. This measure will be updated at the end of each major academic term.

Next update: End of fall 2022 term for fall 2021 cohort

Sources: GRCC Student Information System; National Student Clearinghouse