

# 25Live Related Events



## The 25Live Related Events Option

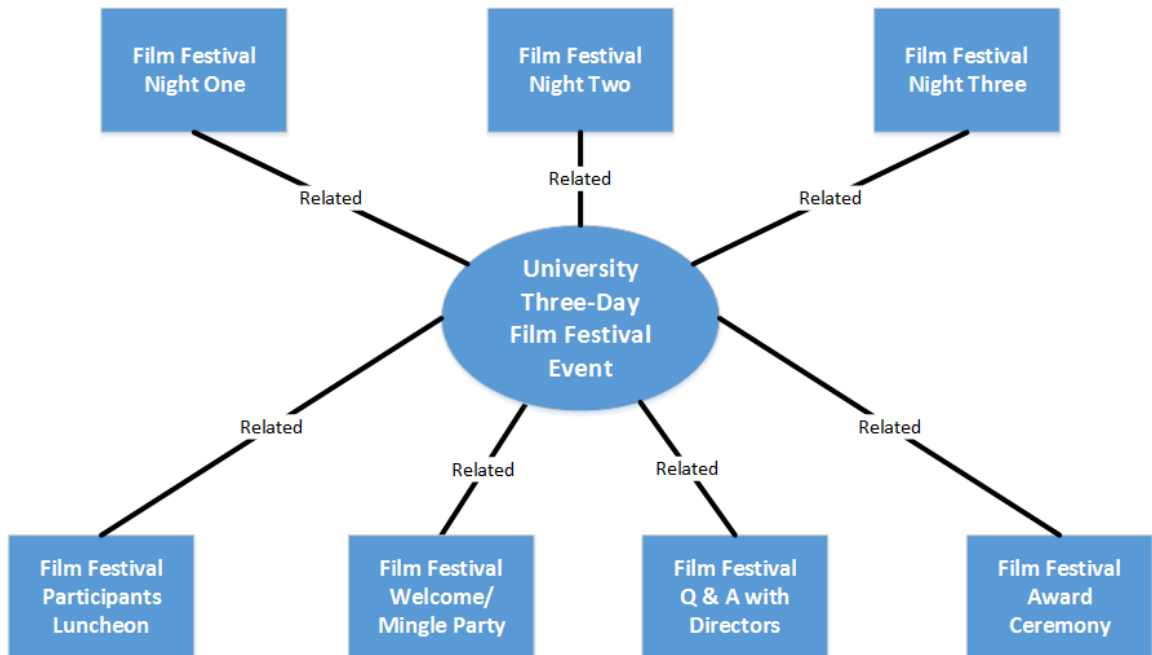
25Live’s Manage Related Events functionality lets you specify that certain events are related by “content” in a way that is significant to your school’s business practices, but not enforced by the system – for example, a Conference, a Film Festival, or your Homecoming. The relationship among related events does not affect the data, but enables you to manage events as a grouping for actions like copying or editing all or some of the events in the relationship, viewing all related events in the Calendar view of a single event in the relationship, or including all related events in a single Invoice report.

### Related Events Example

Imagine that your institution produces a large film festival every December. The main event in the example is the University Three-Day Film Festival, which has several events related to it. After creating the main event, you create the other events, and then “Relate” them to the main event.

Events with a relationship to the main event might include:

- Three nights of film screenings
- A luncheon for the film submission participants
- An evening welcome/mingle party for participants, attendees, and university festival personnel
- A Q & A with film directors
- A film award ceremony



## Managing Related Events

Once Events are set up, they can then be related (or the relationship removed) as needed. There are several methods for managing related events within 25Live.

### Manage Related Events When Viewing an Event

One method can be performed from any view of an event open on the Events tab.

1. Click “More Actions” in the navigation bar and choose "Manage Related Events" from the drop-down list as shown below.

---

**Note:** The look of your 25Live environment and the options available to you, may be different from what you see below. The 25Live user interface available to you depends on your group’s security permissions and configuration settings unique to your institution.

---

The screenshot shows the 25Live user interface for an event titled "3-Day Film Festival". The top navigation bar includes "Welcome, Series25 Administrator", "Preferences", "Sign Out", "Today is Thu 11/Sep/2014", and a "Help" button. Below the navigation bar are tabs for "Tasks", "Reports", and "Publisher". The event details view includes tabs for "Details", "Calendar", "Task List", "Pricing", "E-Commerce", and "Audit Trail". The "Event State" is "Confirmed". The "More Actions..." dropdown menu is open, showing options such as "Not Starred (Add to Starred?)", "Copy this Event", "Manage Related Events" (highlighted with a red box), "Manage Bindings", "Delete this Event", "Create 'To Do' Task", "Email Event Details", "Send this Event to the 25Live Publisher", "Print a Report for this Event", "Take Ownership of this Event", and "Subscribe to this Event".

**Event Preferences**

The following resource preferences were registered for :

- ▲ AV - Computer Technician [Quantity: 1]
- ▲ SC - Flat Screen TV [Quantity: 1]
- ▲ AV - Data Projector [Quantity: 1]
- ▲ AV - Screen [Quantity: 1]
- ▲ AV - DVD Player

**Event Occurrences**

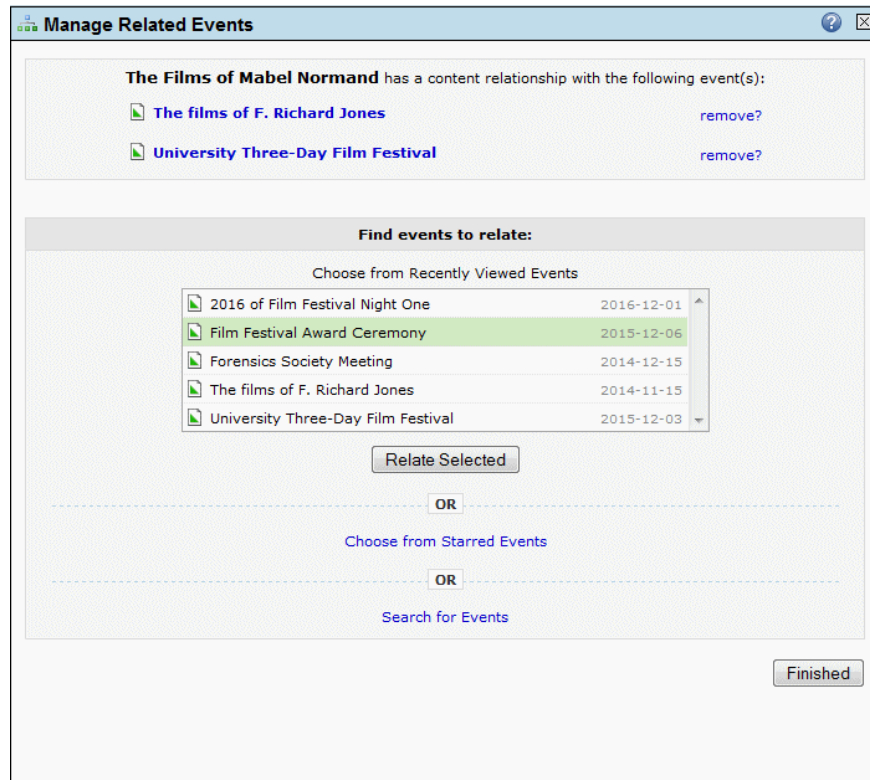
Reservation	Start Date	Start Time	End Date	End
	Thu 3/Dec/2015	11:30	Sat 5/Dec/2015	

A “Manage Related Events” dialog box displays and allows you to locate and relate events to the current event, or to remove events that no longer need to be part of the relationship.

---

**Note:** You can also end event relationships in the Managed Related Events dialog box. Just click “Remove?” next to any event that no longer belongs in the relationship.

---



---

**Note:** When the Manage Related Events dialog box opens, it contains a clickable guide to event relationships. This guide can be closed or opened anytime the Manage Related Events dialog box is open.

---

2. From this dialog box, you can go to the “Find events to relate” section and:
  - Select event(s) from a drop-down list containing recently viewed events
  - Select event(s) from starred events
  - Search for events

---

**Note:** You can also end event relationships in the Managed Related Events dialog box. Just click “Remove?” next to any event that no longer belongs in the relationship.

---

3. Once you locate and select the event or events you want, click the “Relate Selected” button.
4. After you have related one or more events, click the “Finished” button. You can see the new event relationship listed under “Related Events,” on the Details subtab, as highlighted below.

Event Details	
<b>Event Name:</b>	University Three-Day Film Festival
<b>Event Title:</b>	Three-Day Film Festival
<b>Event Type:</b>	Film / Movie
<b>Reference:</b>	2014-AABYZU
<b>Alien UID:</b>	
<b>State:</b>	Confirmed
<b>Organization:</b>	COLLEGE OF ARTS AND SCIENCES
<b>Additional Organization(s):</b>	SCHOOL OF BUSINESS
<b>Cabinet:</b>	Special Events 2015
<b>Requestor:</b>	Strong, Mackintosh T. (Dr.)
<b>Scheduler:</b>	Marsters, David A. (Dr.)
<b>Technician / Analyst:</b>	Izunagbara, Emil
<b>Event Categories:</b>	University Activity, Admissions Event, Cultural Event, Fine Arts Performance
<b>Head Count:</b>	400 expected; 363 registered
<b>Tasks Completed:</b>	
Approvals:	0/0
Assignments:	0/0
To Do's:	0/0
<a href="#">View this event's Task List</a>	
<b>Related Events:</b>	
<a href="#">Film Festival Welcome and Mingle Party</a> <a href="#">Film Festival Q and A with Directors</a> <a href="#">Film Festival Award Ceremony</a> <a href="#">Film Festival Night One</a> <a href="#">Film Festival Night Two</a> <a href="#">Film Festival Night Three</a> <a href="#">Film Festival Participants Luncheon</a>	
<a href="#">Open All</a>	

## Manage Relationships Link

You can also relate events following a successful save when creating or editing an event in the Event Wizard.

1. As seen in the graphic below, under the “More Event Options” heading, one of the listed choices is “Manage Relationships.” Selecting this option displays the “Manage Related Events” dialog box discussed in the above section.
2. Use it to add or remove event relationships as directed above.



Welcome, **Series25 Administrator** | Preferences | Sign Out | Today is **Thu 11/Sep/2014**

Sources | Organizations | Tasks | Reports | Publisher

**This event has been successfully saved.** Close

**What's Next?**

**View Details** View the Event Details page for this event. The full range of actions are available to you from there.

**Edit** Need to make some more edits to this event? Click this button to start editing.

**Email** Email the details of this event to its stakeholders or anyone else.

**Event Tasks**  
No Active Tasks

**More Event Options**

**Print Confirmation** **Copy** **Create "To Do"**

**Manage Relationships** **Manage Bindings**

**Take Ownership of this Event**

**Add to Starred?**

The advantage to relating events in the Event Wizard is that you can relate all events that are currently open in the wizard in a single action, via Manage Relationships. As shown below, the open event (*The Films of Mabel Normand*) can be easily linked to an open event (*The Films of F. Richard Jones*) by clicking the "Relate" button. Should you have several events open in the Wizard, they too would be listed and available to be linked quickly via a Relate button.

Home | Event Wizard | Events | Locations | Resources | Organizations | Tasks | Reports | Publisher

The Films of Mabel Normand | The films of F. Richard Jones | New Event...

**The Films of Mabel Normand**  
*A Retrospective of Early Hollywood*

Film / Movie  
ART  
SCHOOL OF BUSINESS  
34 Attendees Registered  
**Sun 11/16/2014 6:30 pm - Sun 11/16/2014 7:30 pm**  
**BALLROOM A**  
**AV - Film Projector (35MM)**

Resource  
**Place, Mary Kaye** Scheduler  
**Greene, Maya L. (Dr.)** Requestor  
**Marsters, David A. (Dr.)** Technician / Analyst

**This event has been successfully saved.** Close

**What's Next?**

**View Details** View the Event Details page for this event. The full range of actions are available to you from there.

**Edit** Need to make some more edits to this event? Click this button to start editing.

**Email** Email the details of this event to its stakeholders or anyone else.

**Event Tasks**  
No Active Tasks

**Manage Relationships**

**The films of F. Richard Jones** **Relate**

**More Relationship Options**

**More Event Options**

**Print Confirmation** **Copy**

**Create "To Do"**

**Manage Bindings**

**Take Ownership of this Event**

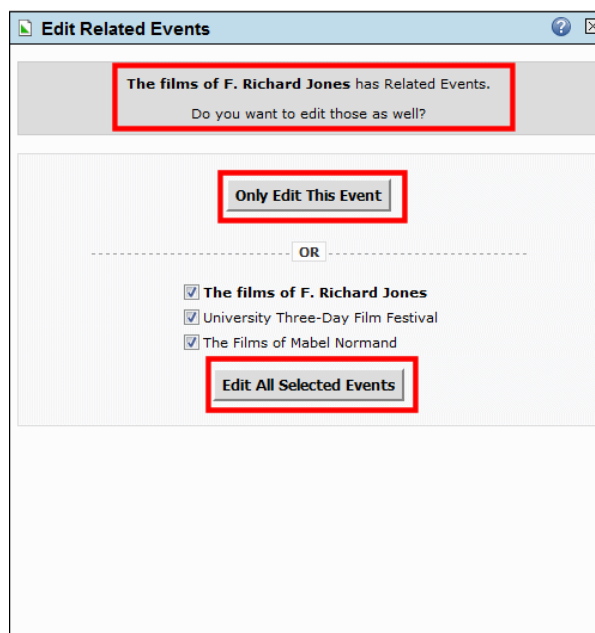
**Add to Starred?**

## Editing Events and Relationships

When you edit an event that is related to other events, you may also want to edit some or all of the other events in the relationship. 25Live automatically offers you the following options:

- Edit just the event you selected
- Select the related events you want to edit, along with the current event
- Edit all of the related events at once

In the following example, *The Films of F. Richard Jones* is open for editing, and if you select the related event, *The Films of Mabel Normand*, the edits you make to the *Jones* event will also be reflected in the *Normand* event.



The same thing is true if you view an event in the calendar and check the "Show Related Events" box. You are able to view an event, along with related events in the calendar, and to select and then edit related events if needed.

